









Appendix 2: Council Plan Targets and Supporting KPI's for Our Environment 'by protecting the quality of life for residents and businesses, meeting environmental challenges, and enhancing biodiversity'

Target Status	Usage
 On Track	The target is progressing well against the intended outcomes and intended date.
 Not on Track	<ul style="list-style-type: none"> The target is six months off the intended completion date and the required outcome may not be achieved To flag annual indicators within a council plan period that may not be met. To reflect any indicator that does not meet the expected outturn for the reporting period (quarterly).
 Achieved	The target has been successfully completed within the target date. Success to be celebrated.
 Extended	The date for completion of this target has been formally extended by a Director and/or Members.
 Achieved, behind target	The target has been completed but outside the intended target date. Success to be celebrated but reason for late delivery should be acknowledged.
 Withdrawn	The target has been recommended for withdrawal and discussed at SLT meeting. Cabinet Member and Deputy Leader need to be informed.
 Failed	The target has failed to achieve what it set out to accomplish within the intended target date.

Key Council Target	Status	Progress	Target Date
ENV.01 - Update the Carbon Reduction plan to deliver Net Zero 2050	 On Track	<p><u>Q1 2025 – 2026 (Update 20250801)</u></p> <p>This is ongoing. The Climate Service has undergone an internal BDC Audit with a number of recommendations, including the development of a Carbon Plan. The Climate Change Officer is working with Audit to develop a framework of delivery.</p> <p>The updated Carbon plan will follow the nine recommendations of the Climate Change and Communities Scrutiny Committee.</p>	Fri-31-Mar-28

<p>ENV.02 - Increase the combined recycling and composting rate to meet government's 65% target by 2035.</p>	<p>Achieved</p>	<p>1. Review domestic household customer recycling service requirements to meet government's 'Simpler Recycling' collection core-material set by 31st March 2026.</p> <p>Q3 Update (9.1.25) the Council's kerbside (burgundy bin) recycling collection service meets the Simpler Recycling core material set requirements. <u>Item 1 is now complete.</u></p> <p>2. Review commercial waste customer recycling service requirements to meet governments 'Simpler Recycling' collection core-material set by 31st March 2025.</p> <p>Q4 Update (25.3.25) the Council's commercial waste collection rates have been reviewed to meet Simpler Recycling collections and inform of charges throughout the 2025\26 period. <u>Item 2 action is now complete.</u></p> <p>3. Procure replacement kerbside recycling (burgundy bin) collection vehicles to meet government's 'Simpler Recycling' requirements. 31.1.24.</p> <p>Q3 Update (9.1.25) Vehicles delivered early December 2024 and now deployed within service delivery operations. <u>Item 3 is now complete.</u></p> <p>4. Extend commercial waste customer recycling service to meet all relevant customer's 'Simpler Recycling' collection requirements by 31st March 2025. 31.3.25.</p>	<p>Sat-31-Mar-35</p>
--	-----------------	--	----------------------

		<p>Q4 Update (25.3.25) the Council's commercial waste collection rates have been reviewed to meet Simpler Recycling collections and inform of charges throughout the 2025\26 period.</p> <p><u>Item 4 is now complete.</u></p> <p>5. Review recycling service customer educational information sources and platforms to increase recycling awareness and participation on an ongoing basis throughout period of the Service Plan period.</p> <p>Q1 Update (30.6.25) Article placed in July 2025 edition of InTouch reminding resident to place correct waste types in the correct coloured bin as contamination levels remained between 15% and 16% with associated disposal costing the Council £150,000 (approx.) per annum.</p> <p>6. Review domestic household customer recycling service delivery costs arising from notification of EPR (Extended Producer Responsibility) payments coming into effect from 1st April 2026.</p> <p>Q4 Update (25.3.25) Cost of recycling collections are now predominantly met by EPR payments received from the Government's Simpler Recycling Scheme Administrator. Future payments may vary to reflect changes in the Council's recyclable waste stream volumes; in particular, arising from DRS (Deposit & Return Scheme) removing items such as drinks containers from kerbside collections; at which point, the Council may have need to review its collection systems following introduction of DRS October 2027.</p>	
--	--	--	--

		Item 6 is complete in the interim period of kerbside recycling collection scheme being reviewed	
ENV.03 - Implement Government Waste Consistency requirements for commercial waste by ending March 2025	Withdrawn	Actions for ENV.03 are reported under ENV.02 due to duplication arising from both targets.	Mon-31-Mar-25
ENV.04 - Introduce separate weekly collection of food waste by ending March 2026.	On Track	<p>1. Report to Council seeking approval to establish capital budget to meet procurement of food waste collection vehicles and kerbside caddy containers for all District households. Council approval granted 22nd May 2024.</p> <p>Q1 Update (June24) capital funding secured. Item 1 is complete.</p> <p>2. Undertake procurement (subject to Council approval) of food waste collection vehicles and kerbside caddy contains, seeking delivery by November 2025.</p> <p>Q4 Update (25.3.25) Chassis manufactured with anticipated delivery to body builder April 2025 and final build and vehicle delivery to the Council November 2025.</p> <p>Q1 Update (30.6.25) Vehicle chassis delivered to body builder for production.</p> <p>3. Review commercial waste customer collection arrangement to undertake separate collection of food waste from businesses from 1st April 2025; in particular, businesses which are not Micro-Enterprises, which by definition of the Financial Conduct Authority (FSA) (i) employ fewer than 10 persons and (b) have a turnover or</p>	Mon-31-Mar-25

		<p>annual balance sheet not exceeding €2 million (£1.71million).</p> <p>Q4 Update (25.3.25) the Council's commercial waste collection rates have been reviewed and now include rates for food waste collection from 1.4.25.</p> <p>Item 3 is complete</p> <p>4. Serve notice on North East Derbyshire District Council in the cessation of their use of Bolsover District Council's Riverside Depot for the parking and operation of their Southern waste collection and street cleansing vehicles by not later than November 2025, to ensure capacity is available to meet Bolsover's increased vehicle (food waste) fleet requirements.</p> <p>Q4 Update (25.3.25) Notice issued to NEDDC 21st August 2024 to exit Riverside Depot by November 2025.</p> <p>Q1 Update (30.6.25) NEDDC submitted application to the Traffic Commissioner Office (TCO) to establish a new operating centre within their District boundary in anticipation of exiting Bolsover's Riverside Depot from November 2025.</p> <p>5. Submit a major change to the Traffic Commissioner's Office to increase the number of large goods vehicles contained in Bolsover District Council's fleet operator license, in anticipation of 7 new food waste collection vehicles. Application to Traffic Commissioner to be submitted by ending 31st March 2025.</p> <p>Q1 Update (30.6.25) Application submitted to Traffic Commissioner Office (TCO) to increase headroom on the Council's fleet operator license to allow inclusion of 7 new food</p>	
--	--	---	--




		<p>waste collection vehicles and awaiting outcome of the application.</p> <p>6. Commence separate collection of food waste from businesses which are not Micro-Enterprises. Update as per item 3 update arising from duplication of both target actions.</p> <p>Q1 Update (30.6.25) these will be incorporated within wider food waste collection arrangements from 1st April 2026.</p> <p>7. Prepare a communication plan to promote introduction of separate weekly food waste collection to all District households from 1st April 2026.</p> <p>Q1 Update (30.6.25) the Council's Communication Team is preparing media and publicity for introduction of food waste collection commencement.</p> <p>8. Report to Council seeking approval to establish revenue budget to meet the ongoing operational cost of undertaking separate weekly food waste collections from 1st April 2026 to all District households. To be undertaken following Government informing the Council of its new burdens revenue funding award.</p> <p>Q4 Update (25.3.25) The Council has received Defra New Burdens Revenue funding to support delivery of food waste bins and project management arrangements. However, New Burdens Revenue funding to support future ongoing delivery of weekly food waste collections is now anticipated mid-point 2025.</p>	
--	--	---	--

		<p>Q1 Update (30.6.25) awaiting Defra confirmation of New Burdens Revenue funding to support ongoing delivery of weekly food waste collections and influence report to Council to establish service budget and increase to Waste Services Team staffing establishment to employ new collection staff.</p> <p>9. Delivery of kerbside caddies to all District households between November 2025 and March 2026, utilising in-house waste services staff during winter suspension of green bin collections in anticipation of commencing separate weekly food waste collections from 1st April 2026. Anticipated delivery January, February and March 2026.</p> <p>Q3 Update (9.1.25) Delivery of food waste caddy\bins to be undertaken early 2026 in anticipation of a 1st April 2026 service commencement date.</p> <p>Q1 Update (30.6.25) as per Q3 update.</p> <p>10. Commence separate weekly collection of from all District households. Update - Commencement will be arising from delivery of actions 1 to 9.</p>	
ENV.05 - Carry out 155 targeted proactive littering dog fouling patrols per year	Not on track	<p>Q1 25/26- 26 out of the targeted 39 proactive patrols were carried out. Whilst this is slightly less than the anticipated target we will endeavour to pick this up during the next quarter. Work has concentrated on prosecutions and issuing of FPNs and the team continues to prioritise investigating incidents where offences have been witnessed and evidenced.</p>	Fri-31-Mar-28


		April (Q4) A total of 71 proactive patrols were carried out in 2024/25. The Enforcement team have suffered from staffing issues this year due to a team member resigning and another on unexpected long term sickness leave. Whilst one vacant post has been recruited to in January 2025 another team member has since moved to a different team and this post remains vacant. The team focussed on dealing with reactive service requests from the public and continue to prioritise investigating incidents where offences have been witnessed and evidenced.	
ENV.06 - Reduce fly-tipping incidents per 1,000 people in Bolsover District over the plan period	On Track	Q1 25/26- The Q1 output for 2025/2026 was 3.02 which is a reduction in numbers of fly tipping of 46 and a reduction when compared to Q1 of the previous year (3.58)	Fri-31-Mar-28
ENV.07 - Achieve minimum quality standards of 60% for green spaces	Q1 NOT COMPLETED	Additional contributions are being sought for biodiversity enhancements (biodiversity net gain / BNG) from new developments, either as enhancements (minimum 10%) provided by the developer within or close to the development or as financial contributions. This is being managed by Planning, although Leisure Services may have suitable sites for biodiversity enhancements. There is also the potential for income generation through the sale of BNG units to developers. Colleagues in planning are currently working through an audit of all of the green spaces across the district. A recent audit of play areas carried out in 2024 shows that of 74 play areas across the district 51 (69%) exceed the minimum quality standard, with an average score of 69%.	Fri-31-Mar-28
ENV.08 - Annually monitor the condition of Local Wildlife Sites	On Track	Q1: Service Level Agreement with Derbyshire Wildlife Trust has been reviewed and it remains fit for purpose and supports Council Plan delivery. DWT planned to undertake at	Sun-31-Jan-21

		least 12 condition surveys of existing and potential Local Wildlife Sites during 2025/26.	
ENV.09 - Support developers and local organisations to deliver Biodiversity Net Gain across our urban and rural environments, realising future opportunities that support and deliver our Local Nature Recovery action plan.	On Track	Q1 25/26 - Work continues to secure BNG delivery through decision-making. A new Apprentice Planner is joining the Planning Policy team in Sep 2025, whose role will capture environmental monitoring responsibilities now that BNG is embedded in the planning process.	Fri-31-Mar-28

Supporting Key Performance Indicators

Target Status		Usage
	Positive outturn	The outturn is above target or positive (for some targets a positive outturn requires the result to be below the target set).
	Within target	The outturn is within 10% of the target set. Indicator owner and lead officers
	Negative outturn	The outturn is below target or negative (for some targets exceeding the target results in a negative outturn).

EH 01 Percentage of EH service requests resolved within the reporting period that were resolved within set target time

Quarter	Value	Target	Status	Commentary
Q4/25/26		90%		
Q3/25/26		90%		
Q2/25/26		90%		
Q1/25/26	92.00%	90%		Target achieved. 1039 out of 1126 were resolved within their resolution target time

Q4/24/25	91.00%	90%		
Q3/24/25	90.00%	90%		
Q2/24/25	87.00%	90%		
Q1/24/25	88.00%	90%		

EH 02 Percentage of planned food premises inspections carried out against programme (High Risk Cat A, B, C's)

Quarter	Value	Target	Status	Commentary
Q4/25/26		100%		
Q3/25/26		100%		
Q2/25/26		100%		
Q1/25/26	100%	100%		All 20 A-C premises were inspected within target
Q4/24/25	100%	100%		
Q3/24/25	100%	100%		
Q2/24/25	100%	100%		
Q1/24/25	100%	100%		

EH 03 Percentage of planned Local Auth Pollution Prevention Control (LA-PPC) inspections carried out against programme (EH07)

Quarter	Value	Target	Status	Commentary
Q4/25/26		100%		
Q3/25/26		100%		
Q2/25/26		100%		
Q1/25/26	0%	100%		1 had a target date within this quarter but has been put back into quarter 2 due to maternity leave

Q4/24/25	100%	100%		
Q3/24/25	100%	100%		
Q2/24/25	0%	100%		
Q1/24/25	50%	100%		

EH 04 Percentage of planned Animal Licensing inspections carried out against programme

Quarter	Value	Target	Status	Commentary
Q4/25/26		100%		
Q3/25/26		100%		
Q2/25/26		100%		
Q1/25/26	100%	100%		All 6 inspections were carried out within their target date
Q4/24/25	100%	100%		
Q3/24/25	100%	100%		
Q2/24/25	100%	100%		
Q1/24/25	100%	100%		

EH 05 Number of targeted proactive littering/dog fouling patrols carried out

Quarter	Value	Target	Status	Commentary
Q4/25/26		38		
Q3/25/26		39		
Q2/25/26		39		

Q1/25/26	26	39		The team continues to focus on dealing with reactive service requests from the public and investigation of those where offences have been witnessed and evidenced.
Q4/24/25	2	38		
Q3/24/25	17	39		
Q2/24/25	15	39		
Q1/24/25	37	39		

EH 06 Number of proactive community patrols or events focussing on litter, waste and dog fouling

Quarter	Value	Target - Annual	Status	Commentary
Q4/25/26		4		
Q3/25/26		4		
Q2/25/26		4		
Q1/25/26	6	3		Target of 3 was exceeded with an additional 3 carried out
Q4/24/25	9	4		
Q3/24/25	0	4		
Q2/24/25	1	4		
Q1/24/25	5	3		

Streetscene

SS 01 Remove 95% of hazardous Fly Tipping within 24 hours of being reported (Quarterly)

Quarter	Value	Target	Status	Commentary
Q4/25/26		95%		
Q3/25/26		95%		

Q2/25/26		95%		
Q1/25/26	100%	95%		Q1 (2025\26) 0 incidents of hazardous fly tips experienced within this period which would have had need to be cleared within the 24hour (1 day) target.
Q4/24/25	100%	95%		
Q3/24/25	80%	95%		
Q2/24/25	100%	95%		
Q1/24/25	100%	95%		

SS 02 Remove 95% of non-hazardous Fly Tipping within 5 working days of being reported (Quarterly)

Quarter	Value	Target	Status	Commentary
Q4/25/26		95%		
Q3/25/26		95%		
Q2/25/26		95%		
Q1/25/26	98%	95%		Q1 (2025\26) 329 incidents of non-hazardous fly tips experienced within this period of which 98% were cleared within the 5 day target.
Q4/24/25	94%	95%		
Q3/24/25	94%	95%		
Q2/24/25	95%	95%		
Q1/24/25	97%	95%		

SS 03 Undertake Local Environmental Quality Surveys Detritus (Quarterly)

Quarter	Value	CAP	Status	Commentary
Q4/25/26		12%		
Q3/25/26		12%		

Q2/25/26		12%		
Q1/25/26	10%	12%		Q1 (2025\26) Streets and relevant land surveyed for detritus within this period, as measured by the LEQS (Local Environmental Quality Survey) methodology, found that 10% fell below category B standards and within the Council's (12%) target standard.
Q4/24/25	5%	12%		
Q3/24/25	9%	12%		
Q2/24/25	7%	12%		
Q1/24/25	12%	12%		

SS 04 Undertake Local Environmental Quality Surveys Weeds (Quarterly)

Quarter	Value	CAP	Status	Commentary
Q4/25/26		14%		
Q3/25/26		14%		
Q2/25/26		14%		
Q1/25/26	4%	14%		Streets and relevant land surveyed for weed growth within this period, as measured by the LEQS (Local Environmental Quality Survey) methodology, found that 4% fell below category B standards and within the Council's (14%) target standard.
Q4/24/25	9%	14%		
Q3/24/25	6%	14%		
Q2/24/25	5%	14%		
Q1/24/25	7%	14%		